

The following notes / flags apply to all cable assemblies on this drawing :

1. All assembly work to be performed according to the A-10 assembly manual unless otherwise noted
2. XXXXX on label = PIC Wire & Cable serial number
3. Include appropriate test documentation with each shipment
4. Labels located 3 inches from back end of connector per PIC Work Instructions A-10 unless otherwise noted

The following notes / flags apply to cables as noted on subsequent pages :

5. All labels are white TMS type labels. Labels to be covered with clear heat shrink. Label all terminated ends only.
6. XXX in P/N is equal to length of Assy in inches. To order cable assembly specify 11012-3499-XXX.
Example: 11012-3499-180 = 180" USB cable Assy.
Note: 192" is max length allowed
7. Cut length of cable is equal to assembly length specified.
Example: Cut length of 180" cable assembly is 180".
8. Length tolerance for USB cable assemblies is ± 2.0 "

REVISION HISTORY			
REV	DESCRIPTION	DATE	APPROVED
0	Initial Release	12/03/13	MCT
1	Added unterminated cable to drawing	12/04/13	MCT
1a	Changed length tolerance on all cable assemblies	04/28/14	MCT

This drawing is proprietary to PIC Wire & Cable. No portion of this document may be reproduced or disclosed for any purpose without previous authorization from PIC Wire & Cable.

ACCEPTED:

DATE:



Sussex, WI 53089-0330
Phone 262-246-0500
Fax 262-246-0450

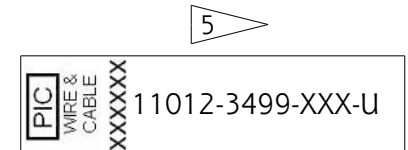
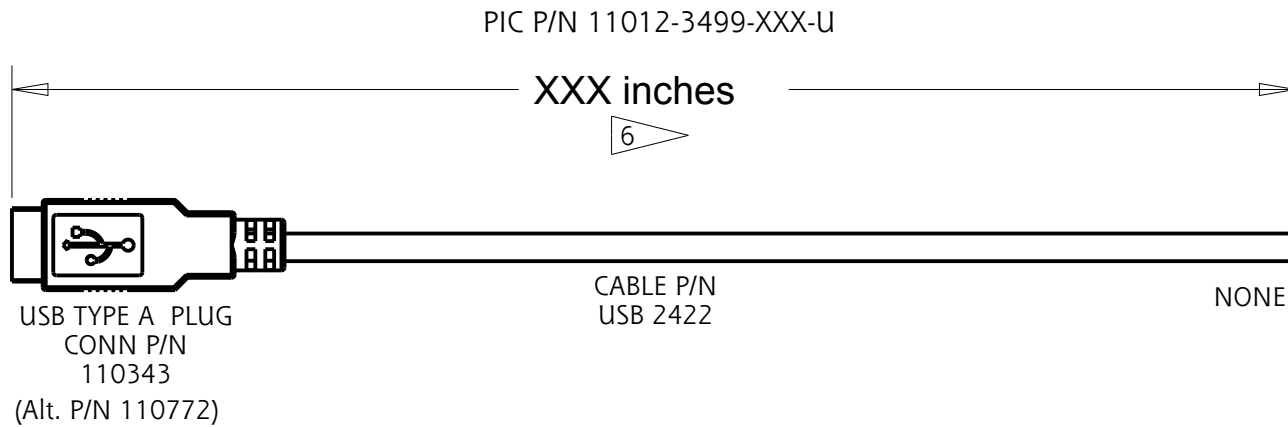
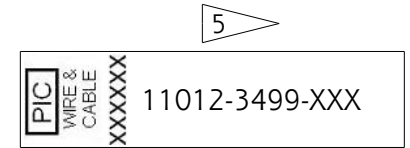
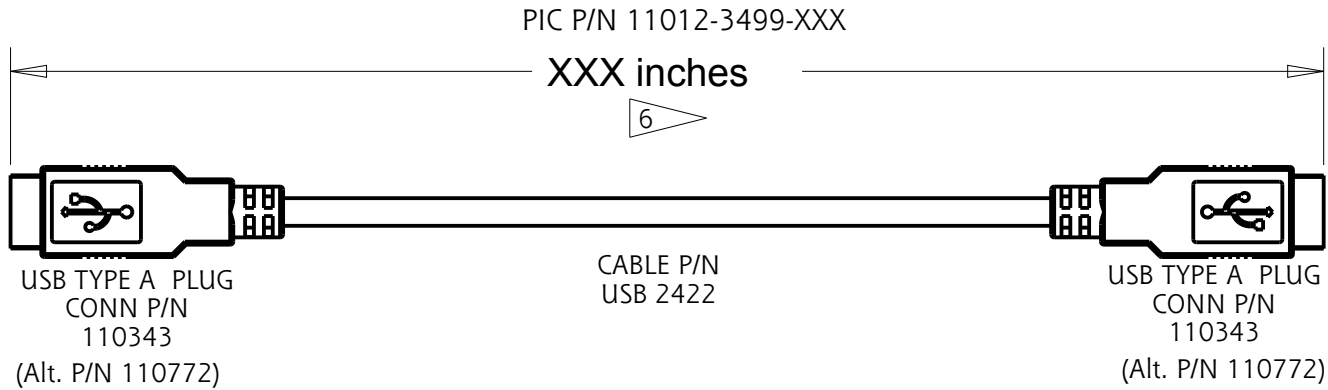
DESCRIPTION : USB TYPE A TO TYPE A CABLE ASSEMBLY

DRAWING NUMBER : 11012-3499

APPROVALS		DATE	SIZE	CAGE CODE	CUSTOMER: N/A	REV
DRAWN BY:	PFT	12/03/13	A	0BCW9		1a
ENGINEER:	PFT	12/03/13				
ENG MGR:	MCT	12/03/13				

SCALE : NONE FILE: S:/...../11012-3499p1 SHEET: 1 OF 2

- 5 All labels are white TMS type labels. Labels to be covered with clear heat shrink. Label all terminated ends only.
- 6 XXX in P/N is equal to length of Assy in inches. To order cable assembly specify 11012-3499-XXX. Example: 11012-3499-180= 180" USB cable Assy.
Note: 192" is max length allowed
- 7. Cut length of cable is equal to assembly length specified. Example: Cut length of 180" cable assembly is 180".
- 8. Length tolerance for USB cable assemblies is ± 2.0 "



This drawing is proprietary to PIC Wire & Cable. No portion of this document may be reproduced or disclosed for any purpose without previous authorization from PIC Wire & Cable.

SYSTEM:
TEST REQUIREMENTS:
 Test For Continuity and Shorts



Sussex, WI 53089-0330
 Phone 262-246-0500 Fax
 262-246-0450

DESCRIPTION : USB TYPE A TO TYPE A CABLE ASSEMBLY

DRAWING NUMBER : 11012-3499

SIZE A	CAGE CODE OBCW9	CUSTOMER: N/A	REV 1a
-----------	--------------------	---------------	-----------