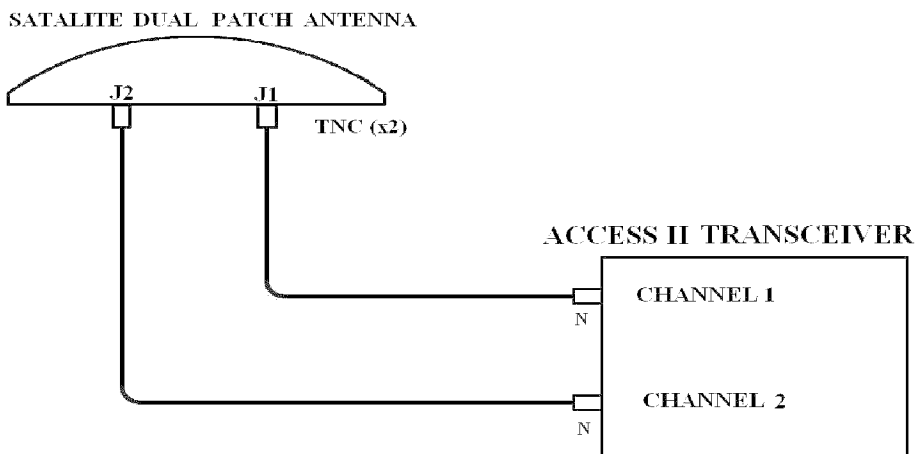
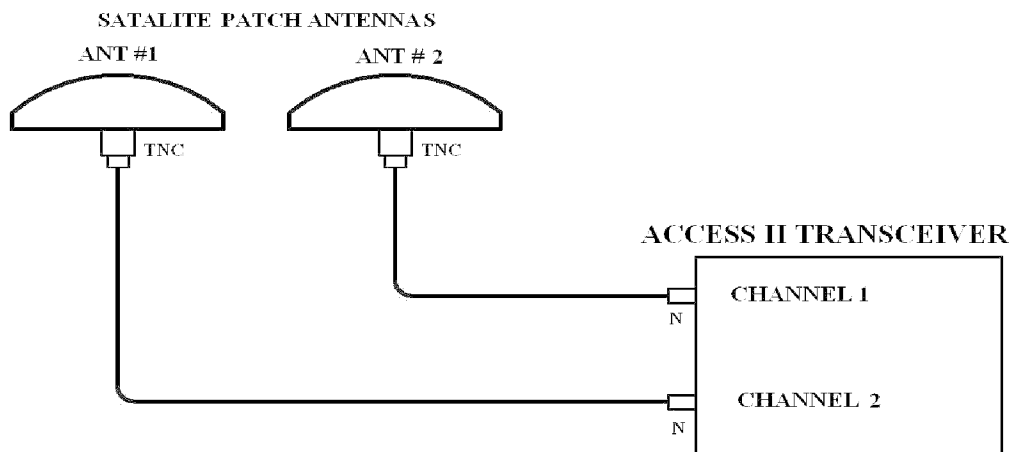


AIRCELL AXCESS II RF CABLE WORKSHEET



Cable (Test) Requirements :

Insertion Loss : 3.0 dB Max @ 1.6 GHz for each antenna cable.
 VSWR : 1.4:1 max @ 1.6 GHz for each antenna cable.

ANT. CABLING INFO:

CHANNEL #1 CABLE LENGTH : _____

CHANNEL #2 CABLE LENGTH : _____

CONN. ANGLE @ ANT. : _____

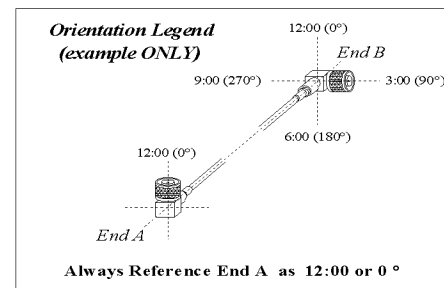
CONN. ANGLE @ LRU : _____

LABELING: Standard labeling is P/N, S/N & connection Info.

Connector Orientation

(Assemblies ≤ 20 ft with (2) 90° Connectors)

Configuration Depicted : End B is **3:00 or 90°** from end A.



CUSTOMER INFORMATION:

CUSTOMER : _____

CONTACT : _____

PH # : _____

DATE : _____

NEED CABLES BY : _____

NEED QUOTE BY : _____