

The following notes / flags apply to all cable assemblies on this drawing :

1. All assembly work to be performed according to the A-10 assembly manual unless otherwise noted

2. Vertical XXXXX on label = PIC Wire & Cable serial number

3. Include appropriate test documentation with each shipment

4. Labels located 3 inches from back end of connector per PIC Work Instructions A-10 unless otherwise noted

5. Apply dual wall heat shrink (Raychem ATUM)

6. All labels are white TMS type labels. Labels to be covered with clear heat shrink. Label each end. See Table 1, Sheet 6 for full labeling information.

7. Cut length of cable is equal to assembly length specified plus .50". Example: Cut length of 180" cable assembly is 180.50".

8. Length tolerance for cable assemblies is + 2.0 / - 0"

9. See Table 2, Sheet 6 for max cable assembly losses.

REVISION HISTORY			
REV	DESCRIPTION	DATE	APPROVED
0	Initial Release	11/20/18	MCT
1	Updated notes & sheet 6 tables	12/19/18	MCT

This drawing is proprietary to PIC Wire & Cable. No portion of this document may be reproduced or disclosed for any purpose without previous authorization from PIC Wire & Cable.



Sussex, WI 53089-0330
 Phone 262-246-0500
 Fax 262-246-0450

DESCRIPTION : AVANCE L3/L5/L5i Coaxial Cable Assemblies

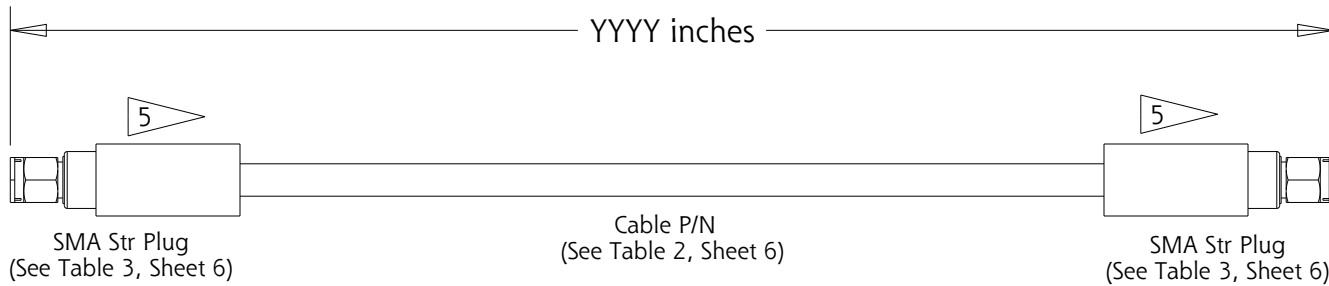
APPROVALS		DATE
DRAWN BY:	STB	11/20/18
ENGINEER:	STB	11/20/18
ENG MGR:	MCT	11/20/18

DRAWING NUMBER : 11012-AVANCE		SIZE	CAGE CODE	CUSTOMER: N/A	REV
		A	OBCW9		1
SCALE : NONE	FILE: S:/...../11012-AVANCEp1	SHEET: 1 OF 6			

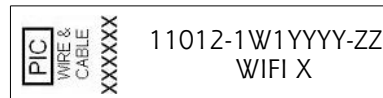
- 2 Vertical XXXXX on label = PIC Wire & Cable serial number
- 5 Apply dual wall heat shrink (Raychem ATUM)
- 6 All labels are white TMS type labels. Labels to be covered with clear heat shrink. Label each end. See Table 1, Sheet 6 for full labelling information.
- 9 See Table 2, Sheet 6 for max cable assembly losses.

WiFi Antenna Assembly

PIC P/N 11012-1W1YYYY-ZZ
(See Table 1, Sheet 6)



Labels 2 6



This drawing is proprietary to PIC Wire & Cable. No portion of this document may be reproduced or disclosed for any purpose without previous authorization from PIC Wire & Cable.

SYSTEM: AVANCE L3/L5/L5i

TEST REQUIREMENTS:

Test Frequency: 2.3 to 5.1 GHz
 Insertion Loss: Document @ 2.4 GHz & 5.0 GHz
 VSWR: Document @ 2.4 GHz & 5.0 GHz



Sussex, WI 53089-0330

Phone 262-246-0500

Fax 262-246-0450

DESCRIPTION : AVANCE L3/L5/L5i Coaxial Cable Assemblies

DRAWING NUMBER : 11012-AVANCE

SIZE A	CAGE CODE OBCW9	CUSTOMER: N/A	REV 1
-----------	--------------------	---------------	----------

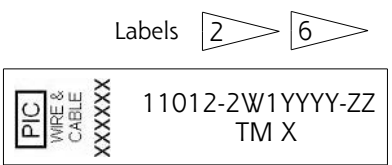
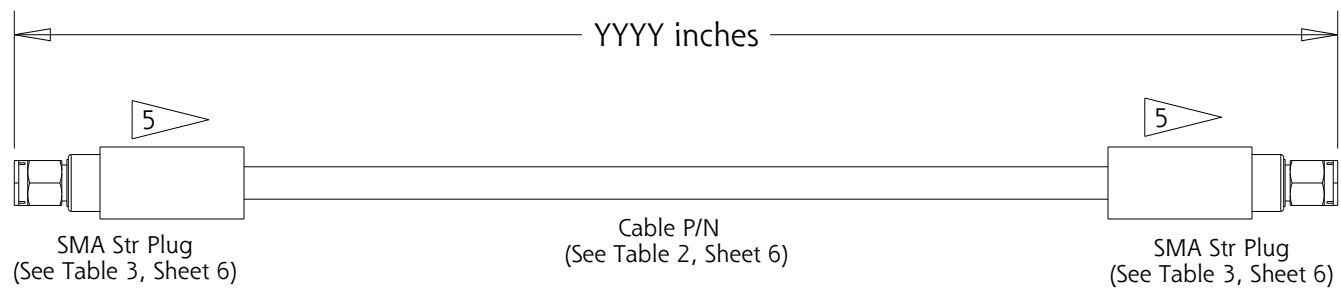
SCALE : NONE FILE: S:/...../11012-AVANCEp2 SHEET: 2 OF 6

9

- 2 Vertical XXXXX on label = PIC Wire & Cable serial number
- 5 Apply dual wall heat shrink (Raychem ATUM)
- 6 All labels are white TMS type labels. Labels to be covered with clear heat shrink. Label each end. See Table 1, Sheet 6 for full labelling information.
- 9 See Table 2, Sheet 6 for max cable assembly losses.

TM Antenna Assembly

PIC P/N 11012-2W1YYYY-ZZ
(See Table 1, Sheet 6)



This drawing is proprietary to PIC Wire & Cable. No portion of this document may be reproduced or disclosed for any purpose without previous authorization from PIC Wire & Cable.

SYSTEM: AVANCE L3/L5/L5i
TEST REQUIREMENTS:
 Test Frequency: 1.7 to 1.9 GHz
 Insertion Loss: Document @ 1.8 GHz
 VSWR: Document @ 1.8 GHz

PIC WIRE & CABLE Sussex, WI 53089-0330
 Phone 262-246-0500
 Fax 262-246-0450

DESCRIPTION : AVANCE L3/L5/L5i Coaxial Cable Assemblies

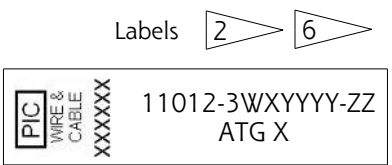
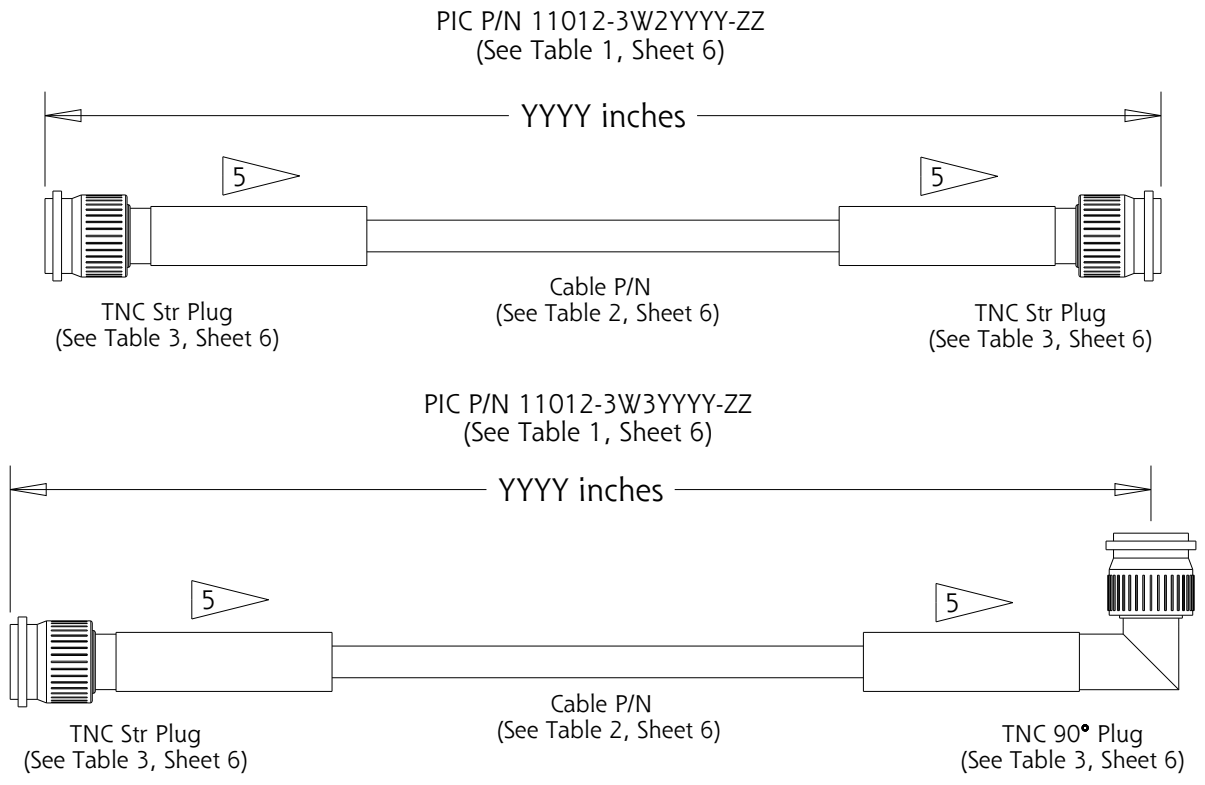
DRAWING NUMBER : 11012-AVANCE

SIZE A	CAGE CODE OBCW9	CUSTOMER: N/A	REV 1
-----------	--------------------	---------------	----------

9

- 2 Vertical XXXXX on label = PIC Wire & Cable serial number
- 5 Apply dual wall heat shrink (Raychem ATUM)
- 6 All labels are white TMS type labels. Labels to be covered with clear heat shrink. Label each end. See Table 1, Sheet 6 for full labelling information.
- 9 See Table 2, Sheet 6 for max cable assembly losses.

Directional Antenna Assembly



This drawing is proprietary to PIC Wire & Cable. No portion of this document may be reproduced or disclosed for any purpose without previous authorization from PIC Wire & Cable.

SYSTEM: AVANCE L3/L5/L5i
TEST REQUIREMENTS:
 Test Frequency: 0.8 to 1.0 GHz
 Insertion Loss: Document @ 0.9 GHz
 VSWR: Document @ 0.9 GHz


 Sussex, WI 53089-0330
 Phone 262-246-0500
 Fax 262-246-0450

DESCRIPTION : AVANCE L3/L5/L5i Coaxial Cable Assemblies

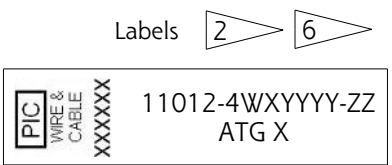
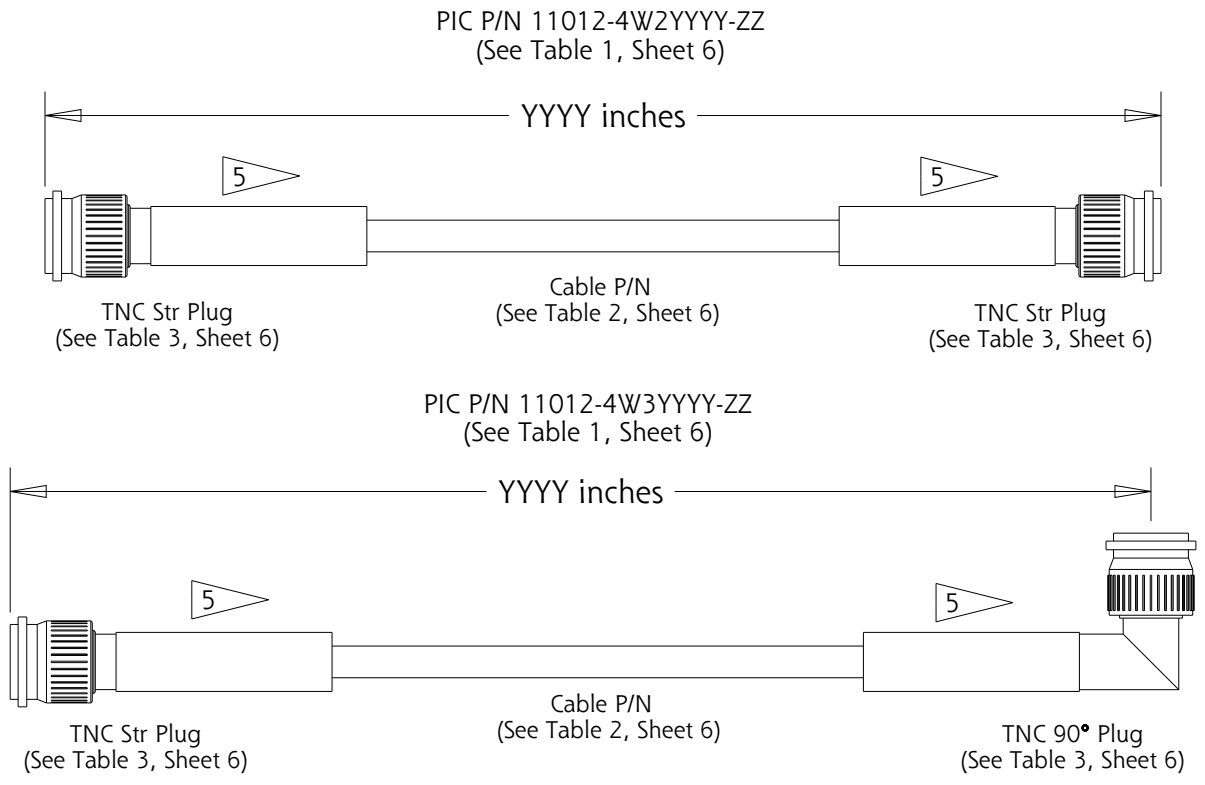
DRAWING NUMBER : 11012-AVANCE

SIZE A	CAGE CODE OBCW9	CUSTOMER: N/A	REV 1
-----------	--------------------	---------------	----------

9

- 2 Vertical XXXXX on label = PIC Wire & Cable serial number
- 5 Apply dual wall heat shrink (Raychem ATUM)
- 6 All labels are white TMS type labels. Labels to be covered with clear heat shrink. Label each end. See Table 1, Sheet 6 for full labelling information.
- 9 See Table 2, Sheet 6 for max cable assembly losses.

Omni-Directional Antenna Assembly



This drawing is proprietary to PIC Wire & Cable. No portion of this document may be reproduced or disclosed for any purpose without previous authorization from PIC Wire & Cable.

SYSTEM: AVANCE L3/L5/L5i
TEST REQUIREMENTS:
 Test Frequency: 0.8 to 1.0 GHz
 Insertion Loss: Document @ 0.9 GHz
 VSWR: Document @ 0.9 GHz

Sussex, WI 53089-0330
 Phone 262-246-0500
 Fax 262-246-0450

DESCRIPTION : AVANCE L3/L5/L5i Coaxial Cable Assemblies

DRAWING NUMBER : 11012-AVANCE

SIZE A	CAGE CODE OBCW9	CUSTOMER: N/A	REV 1
-----------	--------------------	---------------	----------

9

Table 1 Part Numbering = 11012-VWXYYYY-ZZ						
V = Assembly Application			ZZ = Ant. Sub-System Designator			
"V" Value	Antenna		"ZZ" Value	Sub System Designator (Label Info)		
1	WiFi					
2	TM					
3	Directional					
4	Omni-Directional					
W = Coax Cable (See Table 2)			01	TM 1		
"W" Value	Cable Part #		"ZZ" Value	Sub System Designator (Label Info)		
1	S86208					
2	S33141					
3	S55122					
4	S22089					
5	UH44193					
6	UH67163					
7	UH22089					
X = Connector Configurations (See sheets 2-5)			02	TM 2		
"X" Value	End A	End B	"ZZ" Value	Sub System Designator (Label Info)		
1	SMA Str. Plug	SMA Str. Plug				
2	TNC Str. Plug	TNC Str Plug				
3	TNC Str. Plug	TNC 90 Plug				
YYYY = Length in Inches					03	WiFi 1
"YYYY" Value	Length (in.)				04	WiFi 2
0001	1"				05	WiFi 3
....	...				06	WiFi 4
9999	9999"				07	WiFi 5
					08	WiFi 6
			09	ATG1 FWD V1		
			10	ATG1 FWD H1		
			11	ATG1 AFT V2		
			12	ATG1 AFT H2		
			13	ATG1 FWD H1		
			14	ATG1 RIGHT H2		
			15	ATG1 AFT H3		
			16	ATG1 LEFT H4		
			17	ATG2 FWD V1		
			18	ATG2 RIGHT V2		
			19	ATG2 AFT V3		
			20	ATG2 LEFT V4		

TABLE 2 Max Cable Length Per Application (Length in Inches)							
Cable Part #	WiFi (5.0 GHz)		TM (1.8 GHz)		DIRECTIONAL ANT'S (0.9 Ghz)		OMNI-DIRECTIONAL ANT (0.9 Ghz) (AVANCE L3 Only)
	Optimal Loss (3 dB)	Max Loss (5 dB)	Optimal Loss (3 dB)	Max Loss (5 dB)	Optimal Loss (1 db)	Max Loss (3 db)	Max Loss (3.48 db)
S86208	84	156	156	264	60	228	264
S33141	174	312	300	540	132	444	516
S55122	216	408	396	708	174	588	696
S22089	N/A	N/A	N/A	N/A	258	852	1008
UH44193	108	198	198	348	84	288	348
UH67163	180	336	336	600	144	480	588
UH22089	324	600	600	1068	252	852	1020
UH25107	N/A	684	N/A	N/A	312	1080	1284

TABLE 3 Connector PN's (For Reference Only)			
Cable Part #	SMA Str. Plug	TNC Str. Plug	TNC 90 Plug
S86208	190814	190808	190809
S33141	190314	190308	190309
S55122	190614	190608	190609
S22089	N/A	190408	190409
UH44193	150114	150108	150109
UH67163	150514	150508	150509
UH22089	150414	150408	150409
UH25107	N/A	190408	190409

This drawing is proprietary to PIC Wire & Cable. No portion of this document may be reproduced or disclosed for any purpose without previous authorization from PIC Wire & Cable.

SYSTEM: AVANCE L3/L5/L5i
TEST REQUIREMENTS:



Sussex, WI 53089-0330
Phone 262-246-0500
Fax 262-246-0450

DESCRIPTION : AVANCE L3/L5/L5i Coaxial Cable Assemblies

DRAWING NUMBER : 11012-AVANCE

SIZE A	CAGE CODE OBCW9	CUSTOMER: N/A	REV 1
-----------	--------------------	---------------	----------

SCALE : NONE FILE: S:/...../11012-AVANCEp2 SHEET: 6 OF 6