


PIC Wire & Cable

A Division of the Angelus Corporation
 Ph (262) 246-0500 Fax (262) 246-0450 www.picwire.com
 PO Box 330 Sussex, WI 53089

Connector Specification
 Approved : 

Distribution : USER

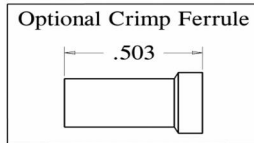
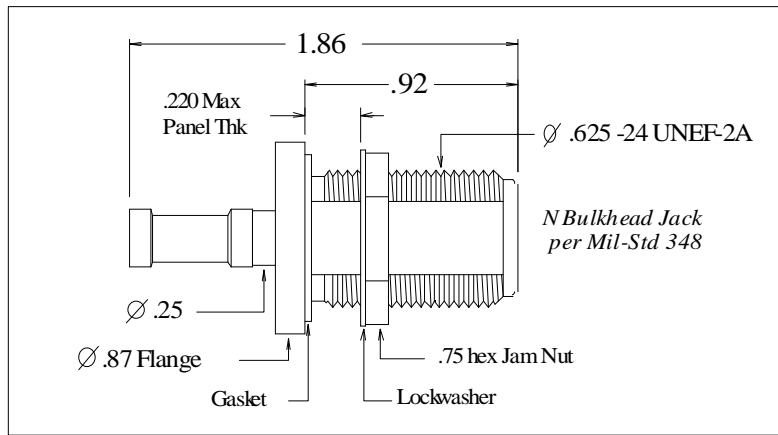
P/N 190822

Date : 09/06/00

Rev. 5 (04/09/15)

Uncontrolled if Printed

N Bulkhead Jack
 for PIC Cables S83204, S86208, S88207

**PERFORMANCE**

Nominal Impedance	50 Ohms
Frequency Range	0 - 12 GHz
Voltage Rating	1000 VRMS
Insulation Resistance	5000 Megohms

CONNECTOR WEIGHT (Each)

1.57 ounces (46.49 grams)

RoHS COMPLIANT

Complies to RoHS Standards

INSTALLATION

Recommended Jam Nut Torque - 35 to 40 in. lbs.

Center Contact

M22520 / 2 - 01 Tool,
 Selector Dial @ # 8
 Recommended Positioner :
 PIC P/N 110205 (Daniels K224-1)
 (Alternate - Daniels K224)

Weatherproofing Crimp Ferrule

M22520 / 5 - 01 Tool,
 PIC 190818 Hex Crimp Die
 (.186/.222 hex)

Optional Crimp Ferrule

M22520 / 5-01 Tool,
 *MIL Spec M22520 / 5-09
 (.178 A hex)

* Note - MIL Spec die to be used on smaller diameter area of "optional" crimp ferrule only. Not the larger "Bell" area on end.

CONSTRUCTION**Materials:**

Body	Brass, ASTM-B16, Alloy UNS 36000, H02
Center Contact	Beryllium Copper, ASTM-B196, Alloy UNS C17300
Ferrule	Brass, ASTM-B16, Alloy UNS 36000, Dead Soft, Weatherseals included
Dielectric	TFE Fluorocarbon, ASTM-D1710, Type 1, Grade 1
Hardware	Jam Nut, Lk Wshr, Grommet

Finish :

Body, Ferrule	TRI-M3
Center Contact	Gold

Applicable Standards

MIL-STD 348
 MIL-PRF-39012

Notes :

- 1) A 2.0" piece of Raychem ATUM heat shrink P/N ATUM-12/3-0 provided with connector for purpose of strain relief & moisture protection.
- 2) Please refer to T-1908XX Termination Instruction sheet for strip dimensions & instructions.