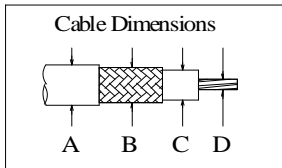


PIC Wire & Cable <i>A Division of the Angelus Corporation</i> Ph 262-246-0500 Fax 262-246-0450 PO Box 330 Sussex, WI 53089	Connector Specification	190507
	Approved <i>GLP</i>	Date 06/07/00 Rev.2 (05/07/08)
	Distribution : USER	

C 90° Plug
for S67163, S68162



CABLE DIMENSIONS

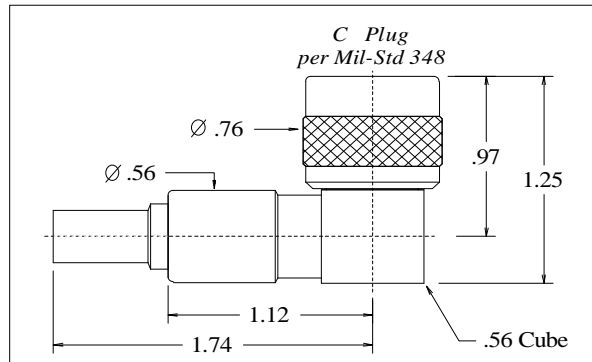
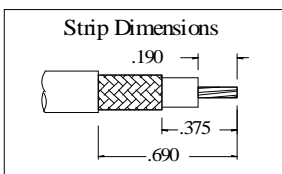
A	Jacket (overall) O.D.	225 / .230
B	Over-shields O.D.	195 / .179
C	Dielectric O.D.	160 / .149
D	Center conductor O.D.	.057

PERFORMANCE

Nominal Impedance	50 Ohms
Frequency Range	0 - 12 GHz
Voltage Rating	1000 VRMS
Insulation Resistance	5000 Megohms

Force to Engage

Longitudinal	4.5 lbs
Torque	4 in - lbs Max



Features Not Shown : Gasket in Front

CONSTRUCTION

Materials:

Body	Brass, ASTM-B16, Alloy UNS 36000, H02
Center Contact	Beryllium Copper, ASTM-B196, Alloy UNS C17300
Ferrule	Brass, ASTM-B16, Alloy UNS 36000, Dead Soft, Weatherseals included
Dielectric	TFE Fluorocarbon, ASTM-D1710, Type 1, Grade 1

Finish :

Body, Ferrule	Nickel
Center Contact	Gold

Applicable Standards

MIL-STD 348
MIL-PRF-39012

INSTALLATION

Crimp Tooling:

Center Contact	M22520 / 5 - 01 Tool, PIC 190518A Hex Crimp Die (.098 hex)
Crimp Ferrule	M22520 / 5 - 01 Tool, PIC 190518A Hex Crimp Die (.272/.340 hex)

** PIC 190518 Crimp Die Set superceded by PIC 190518A; either is acceptable for use with 190507 Connectors.*

CONNECTOR WEIGHT (Each)

2.19 ounces (62.08 grams)

RoHS COMPLIANT

Complies to RoHS Standards

CONFIDENTIAL/PROPRIETARY: NEITHER THIS SPECIFICATION, NOR A PRODUCT OF THIS SPECIFICATION SHALL BE USED, COPIED, REPRODUCED OR DISCLOSED IN WHOLE OR IN PART WITHOUT THE WRITTEN CONSENT OF PIC WIRE & CABLE.