

PIC Wire & Cable

A Division of the Angelus Corporation

Ph 262-246-0500

Fax 262-246-0450

PO Box 330 Sussex, WI 53089

Connector Specification

190504A

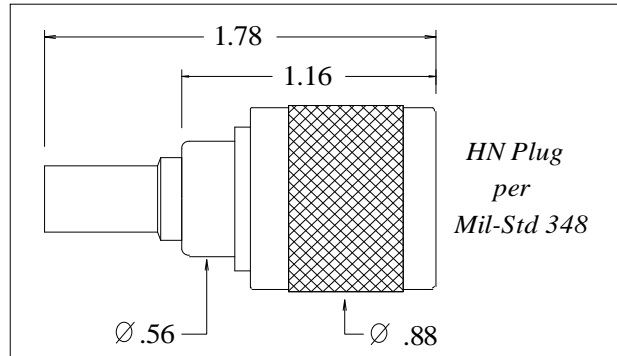
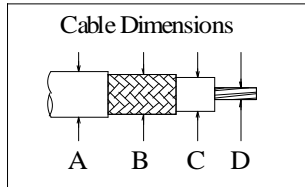
Approved

Date 10/30/03

Rev. 0

Distribution : USER

HN Straight Plug for S65161



Features Not Shown : Safety Wire Holes, Gasket in Front

CABLE DIMENSIONS

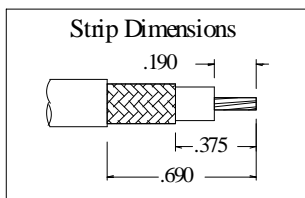
A	Jacket (overall) O.D.	.195
B	Over-shields O.D.	.174
C	Dielectric O.D.	.147
D	Center conductor O.D.	.057

PERFORMANCE

Nominal Impedance	50 Ohms
Frequency Range	0 - 4 GHz
Voltage Rating	1500 VRMS
Insulation Resistance	5000 Megohms

Force to Engage

Longitudinal	NA
Torque	3 in - lbs Max



CONSTRUCTION

Materials:

Body	Brass, ASTM-B16, Alloy UNS 36000, H02
Center Contact	Brass, ASTM-B16, Alloy UNS 36000, H02
Ferrule	Brass, ASTM-B16, Alloy UNS 36000, Dead Soft, Weatherseals included
Dielectric	TFE Fluorocarbon, ASTM-D1710, Type 1, Grade 1

Finish :

Body, Ferrule	Nickel
Center Contact	Gold

Applicable Standards	Mil-Std 348 Mil-C-3643
----------------------	---------------------------

INSTALLATION

Crimp Tooling:

Center Contact	M22520 / 5 - 01 Tool, PIC 190518A Hex Crimp Die (.095 square)
Crimp Ferrule	M22520 / 5 - 01 Tool, PIC 190518A Hex Crimp Die (.272/.340 hex)

Apply the 4:1 Dual Wall Heat Shrink Tubing supplied.

CONFIDENTIAL/PROPRIETARY: NEITHER THIS SPECIFICATION, NOR A PRODUCT OF THIS SPECIFICATION SHALL BE USED, COPIED, REPRODUCED OR DISCLOSED IN WHOLE OR IN PART WITHOUT THE WRITTEN CONSENT OF PIC WIRE & CABLE.