

The following notes / flags apply to all cable assemblies on this drawing :

1. All assembly work to be performed according to the A-10 assembly manual unless otherwise noted

2. Vertical XXXXX on label = PIC Wire & Cable serial number

3. Include appropriate test documentation with each shipment

4. Labels located 3 inches from back end of connector per PIC Work Instructions A-10 unless otherwise noted

5. Apply dual wall heat shrink (Raychem ATUM)

6. All labels are white TTMS type labels. Labels to be covered with clear heat shrink. Label each end. See Table 1, Sheet 6 for full labeling information.

7. Cut length of cable is equal to assembly length specified plus .50". Example: Cut length of 180" cable assembly is 180.50".

8. Length tolerance for cable assemblies is + 2.0 / - 0"

9. See Table 2, Sheet 6 for max cable assembly losses.

10. If "ZZ" value is -09 thru -20, apply color band over heat shrink at cable end of heat shrink.

REVISION HISTORY			
REV	DESCRIPTION	DATE	APPROVED
0	Initial Release	11/20/18	MCT
1	Updated notes & sheet 6 tables	12/19/18	MCT
2	Added color codes. Added max lengths for 2.4 GHz.	03/21/19	MCT

This drawing is proprietary to PIC Wire & Cable. No portion of this document may be reproduced or disclosed for any purpose without previous authorization from PIC Wire & Cable.



Sussex, WI 53089-0330
 Phone 262-246-0500
 Fax 262-246-0450

DESCRIPTION : AVANCE L3/L5/L5i Coaxial Cable Assemblies

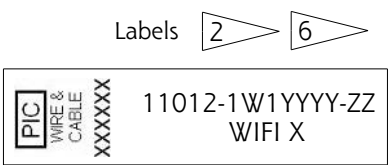
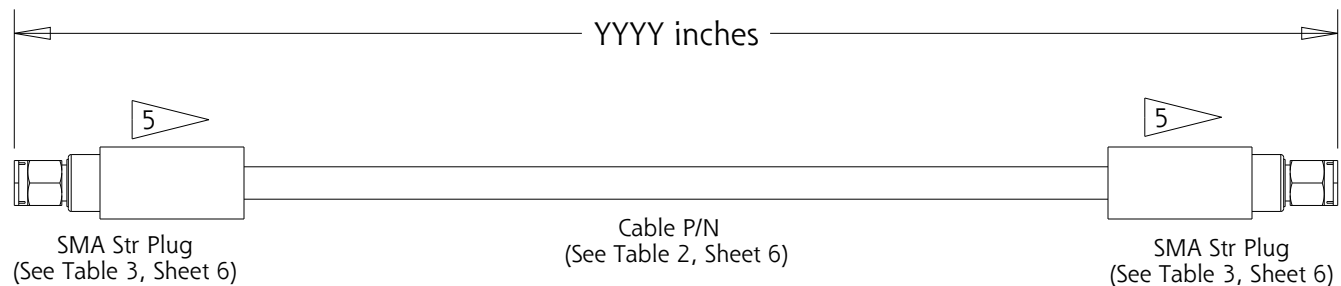
APPROVALS		DATE
DRAWN BY:	STB	11/20/18
ENGINEER:	STB	11/20/18
ENG MGR:	MCT	11/20/18

DRAWING NUMBER : 11012-AVANCE			
SIZE A	CAGE CODE OBCW9	CUSTOMER: N/A	REV 2
SCALE : NONE	FILE: S:/...../11012-AVANCEp1	SHEET: 1 OF 6	

- 2 Vertical XXXXX on label = PIC Wire & Cable serial number
- 5 Apply dual wall heat shrink (Raychem ATUM)
- 6 All labels are white TTMS type labels. Labels to be covered with clear heat shrink. Label each end. See Table 1, Sheet 6 for full labelling information.
- 9 See Table 2, Sheet 6 for max cable assembly losses.

WiFi Antenna Assembly

PIC P/N 11012-1W1YYYY-ZZ
(See Table 1, Sheet 6)



This drawing is proprietary to PIC Wire & Cable. No portion of this document may be reproduced or disclosed for any purpose without previous authorization from PIC Wire & Cable.

SYSTEM: AVANCE L3/L5/L5i
TEST REQUIREMENTS:
 Test Frequency: 2.3 to 5.1 GHz
 Insertion Loss: Document @ 2.4 GHz & 5.0 GHz
 VSWR: Document @ 2.4 GHz & 5.0 GHz

PIC WIRE & CABLE Sussex, WI 53089-0330
 Phone 262-246-0500
 Fax 262-246-0450

DESCRIPTION : AVANCE L3/L5/L5i Coaxial Cable Assemblies

DRAWING NUMBER : 11012-AVANCE

SIZE A	CAGE CODE OBCW9	CUSTOMER: N/A	REV 2
--------	-----------------	---------------	-------

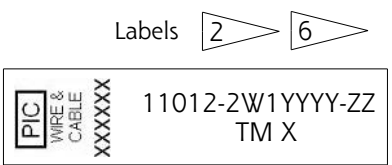
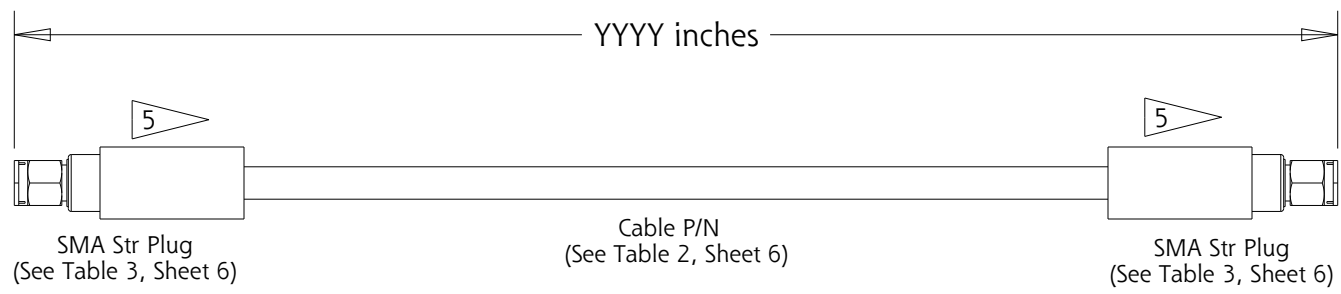
SCALE : NONE FILE: S:/...../11012-AVANCEp2 SHEET: 2 OF 6

9

- 2 Vertical XXXXX on label = PIC Wire & Cable serial number
- 5 Apply dual wall heat shrink (Raychem ATUM)
- 6 All labels are white TTMS type labels. Labels to be covered with clear heat shrink. Label each end. See Table 1, Sheet 6 for full labelling information.
- 9 See Table 2, Sheet 6 for max cable assembly losses.

TM Antenna Assembly

PIC P/N 11012-2W1YYYY-ZZ
(See Table 1, Sheet 6)



This drawing is proprietary to PIC Wire & Cable. No portion of this document may be reproduced or disclosed for any purpose without previous authorization from PIC Wire & Cable.

SYSTEM: AVANCE L3/L5/L5i
TEST REQUIREMENTS:
 Test Frequency: 1.7 to 1.9 GHz
 Insertion Loss: Document @ 1.8 GHz
 VSWR: Document @ 1.8 GHz

PIC WIRE & CABLE Sussex, WI 53089-0330
 Phone 262-246-0500
 Fax 262-246-0450

DESCRIPTION : AVANCE L3/L5/L5i Coaxial Cable Assemblies

DRAWING NUMBER : 11012-AVANCE

SIZE A	CAGE CODE OBCW9	CUSTOMER: N/A	REV 2
-----------	--------------------	---------------	----------

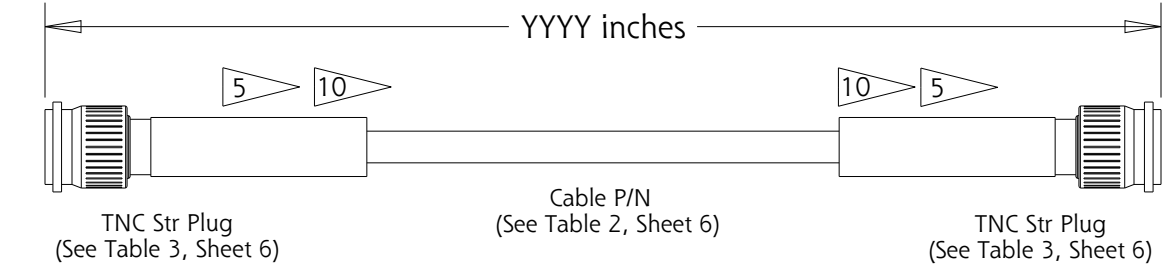
SCALE : NONE FILE: S:/...../11012-AVANCEp2 SHEET: 3 OF 6

9

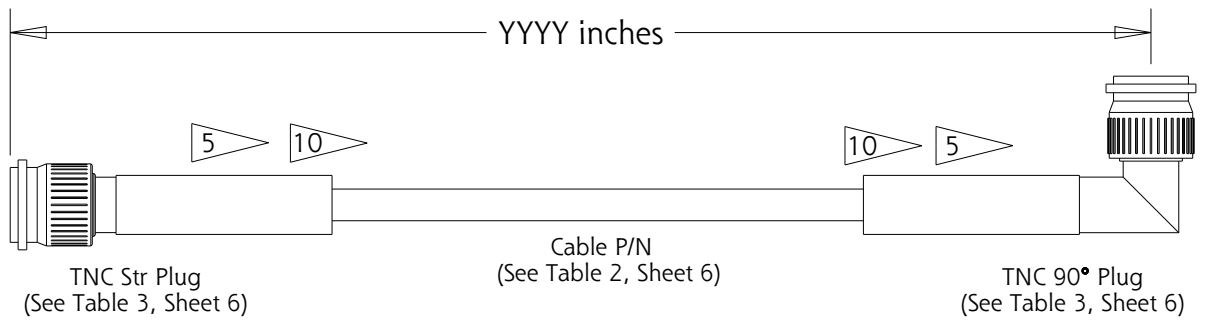
- 2 Vertical XXXXX on label = PIC Wire & Cable serial number
- 5 Apply dual wall heat shrink (Raychem ATUM)
- 6 All labels are white TTMS type labels. Labels to be covered with clear heat shrink. Label each end. See Table 1, Sheet 6 for full labelling information.
- 9 See Table 2, Sheet 6 for max cable assembly losses.
- 10 If "ZZ" value is -09 thru -20, apply color band over heat shrink at cable end of heat shrink.

Directional Antenna Assembly

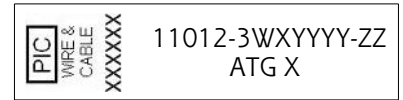
PIC P/N 11012-3W2YYYY-ZZ
(See Table 1, Sheet 6)



PIC P/N 11012-3W3YYYY-ZZ
(See Table 1, Sheet 6)



Labels 2 6



This drawing is proprietary to PIC Wire & Cable. No portion of this document may be reproduced or disclosed for any purpose without previous authorization from PIC Wire & Cable.

SYSTEM: AVANCE L3/L5/L5i
TEST REQUIREMENTS:
 Test Frequency: 0.8 to 1.0 GHz
 Insertion Loss: Document @ 0.9 GHz
 VSWR: Document @ 0.9 GHz



Sussex, WI 53089-0330
 Phone 262-246-0500
 Fax 262-246-0450

DESCRIPTION : AVANCE L3/L5/L5i Coaxial Cable Assemblies

DRAWING NUMBER : 11012-AVANCE

SIZE A	CAGE CODE OBCW9	CUSTOMER: N/A	REV 2
-----------	--------------------	---------------	----------

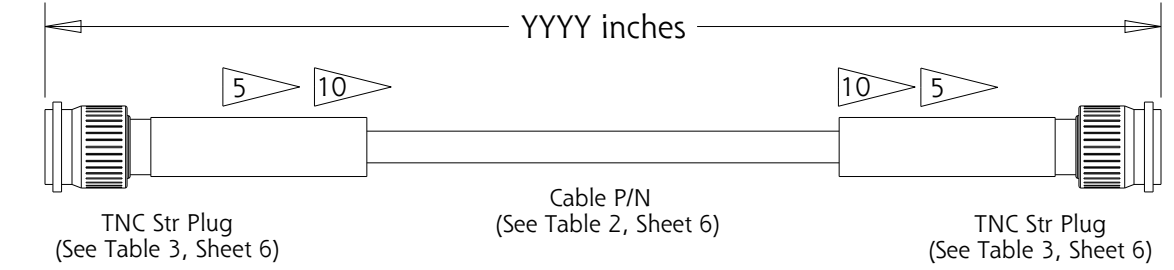
SCALE : NONE | FILE: S:/...../11012-AVANCEp2 | SHEET: 4 OF 6

9

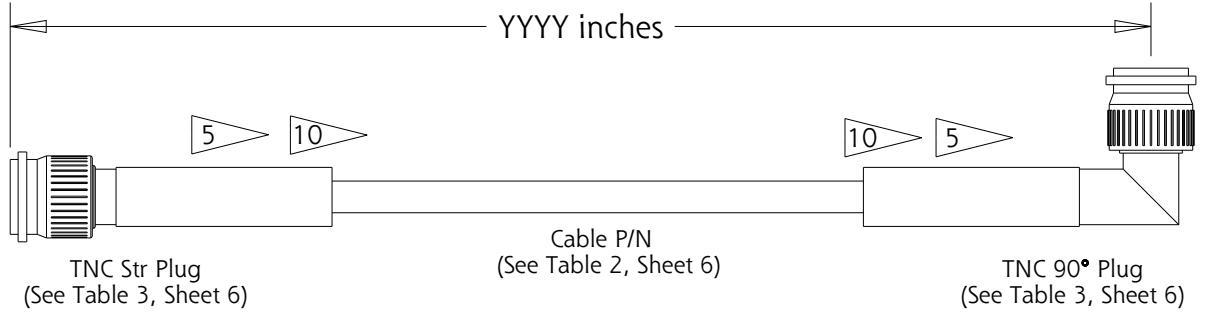
- 2 Vertical XXXXX on label = PIC Wire & Cable serial number
- 5 Apply dual wall heat shrink (Raychem ATUM)
- 6 All labels are white TTMS type labels. Labels to be covered with clear heat shrink. Label each end. See Table 1, Sheet 6 for full labelling information.
- 9 See Table 2, Sheet 6 for max cable assembly losses.
- 10 If "ZZ" value is -09 thru -20, apply color band over heat shrink at cable end of heat shrink.

Omni-Directional Antenna Assembly

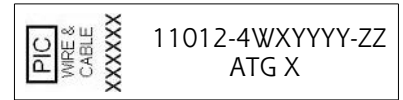
PIC P/N 11012-4W2YYYY-ZZ
(See Table 1, Sheet 6)



PIC P/N 11012-4W3YYYY-ZZ
(See Table 1, Sheet 6)



Labels 2 6



This drawing is proprietary to PIC Wire & Cable. No portion of this document may be reproduced or disclosed for any purpose without previous authorization from PIC Wire & Cable.

SYSTEM: AVANCE L3/L5/L5i
TEST REQUIREMENTS:

Test Frequency: 0.8 to 1.0 GHz
Insertion Loss: Document @ 0.9 GHz
VSWR: Document @ 0.9 GHz

9



Sussex, WI 53089-0330
Phone 262-246-0500
Fax 262-246-0450

DESCRIPTION : AVANCE L3/L5/L5i Coaxial Cable Assemblies

DRAWING NUMBER : 11012-AVANCE

SIZE A	CAGE CODE OBCW9	CUSTOMER: N/A	REV 2
-----------	--------------------	---------------	----------

Table 1
Part Numbering = 11012-VWXYYYY-ZZ

V = Assembly Application			ZZ = Ant. Sub-System Designator			
"V" Value	Antenna		"ZZ" Value	Sub System Designator (Label Info)	Color Band	
1	WiFi					
2	TM					
3	Directional					
4	Omni-Directional					
W = Coax Cable (See Table 2)			01	TM 1		AVANCE L3 & L5
"W" Value	Cable Part #		02	TM 2		
1	S86208		03	WFI 1		
2	S33141		04	WFI 2		
3	S55122		05	WFI 3		
4	S22089		06	WFI 4		
5	UH44193		07	WFI 5		
6	UH67163		08	WFI 6		
7	UH22089		09	ATG1 FWD V1	BLUE	AVANCE L3 ONLY
8	UH25107		10	ATG1 FWD H1	RED	
X = Connector Configurations (See sheets 2-5)			11	ATG1 AFT V2	BLUE	
"X" Value	End A	End B	12	ATG1 AFT H2	RED	AVANCE L5 ONLY
1	SMA Str. Plug	SMA Str. Plug	13	ATG1 FWD H1	RED	
2	TNC Str. Plug	TNC Str Plug	14	ATG1 RIGHT H2	RED	
3	TNC Str. Plug	TNC 90 Plug	15	ATG1 AFT H3	RED	
YYYY = Length in Inches			16	ATG1 LEFT H4	RED	
"YYYY" Value	Length (in.)		17	ATG2 FWD V1	BLUE	
0001	1"		18	ATG2 RIGHT V2	BLUE	
....	...		19	ATG2 AFT V3	BLUE	
9999	9999"		20	ATG2 LEFT V4	BLUE	

TABLE 2
Max Cable Length Per Application (Length in Inches)

Cable Part #	WIFI (2.4 GHz)		TM (1.8 GHz)		DIRECTIONAL ANT'S (0.9 Ghz)		OMNI-DIRECTIONAL ANT (0.9 Ghz) (AVANCE L3 Only)
	Optim al Loss (3 dB)	Max Loss (5 dB)	Optim al Loss (3 dB)	Max Loss (5 dB)	Optimal Loss (1 db)	Max Loss (3 db)	Max Loss (3.48 db)
	S86208	132	228	156	264	60	228
S33141	264	480	300	540	132	444	516
S55122	348	624	396	708	174	588	696
S22089	N/A	N/A	N/A	N/A	258	852	1008
UH44193	168	300	198	348	84	288	348
UH67163	288	504	336	600	144	480	588
UH22089	504	924	600	1068	252	852	1020
UH25107	N/A	N/A	N/A	N/A	312	1080	1284

Cable Part #	WIFI (5.0 GHz)	
	Optim al Loss (3 dB)	Max Loss (5 dB)
	S86208	84
S33141	174	312
S55122	216	408
S22089	N/A	N/A
UH44193	108	198
UH67163	180	336
UH22089	324	600
UH25107	N/A	684

TABLE 3 Connector PN's (For Reference Only)			
Cable Part #	SMA Str Plug	TNC Str Plug	TNC 90 Plug
S86208	190814	190808	190809
S33141	190314	190308	190309
S55122	190614	190608	190609
S22089	N/A	190408	190409
UH44193	150114	150108	150109
UH67163	150514	150508	150509
UH22089	150414	150408	150409
UH25107	N/A	190408	190409

This drawing is proprietary to PIC Wire & Cable. No portion of this document may be reproduced or disclosed for any purpose without previous authorization from PIC Wire & Cable.

SYSTEM: AVANCE L3/L5/L5i
TEST REQUIREMENTS:



Sussex, WI 53089-0330
Phone 262-246-0500
Fax 262-246-0450

DESCRIPTION : AVANCE L3/L5/L5i Coaxial Cable Assemblies

DRAWING NUMBER : 11012-AVANCE

SIZE A	CAGE CODE OBCW9	CUSTOMER: N/A	REV 2
--------	-----------------	---------------	-------

SCALE : NONE FILE: S:/...../11012-AVANCEp2 SHEET: 6 OF 6